

**Midland PRIMHD Information:
A work in progress**

Te Pou
o Te Whakaaro Nui

Laurie Hakiwai & Richard Woodcock

Te Pou
o Te Whakaaro Nui

Presentation objectives

- To discuss what the PRIMHD outcomes data contains
- To discuss what the data is saying about Midland and the other regions
- To discuss what the data is saying about Maori service users in Midland MH&A DHB services.

www.tepou.co.nz

Te Pou
o Te Whakaaro Nui

Brief history

- ❖ MHINC collection commenced in 2000
- ❖ CAOS (Classification and Outcome Study) completed 2001
- ❖ MH-SMART collection commenced 2005

MHINC + MH-SMART = PRIMHD commenced July 2008
PRIMHD (Programme for the Integration of Mental Health Data)

www.tepou.co.nz

Te Pou
o Te Whakaaro Nui

Health of the Nation Outcome Scale HoNOS

- ❖ Key measure of severity and impact
- ❖ Specifically broad spectrum
- ❖ Acceptable and useful to clinicians
- ❖ Satisfactory inter-rater reliability
- ❖ Brief; 5 minutes to rate
- ❖ Training required
- ❖ Change in scores correlate with independent clinical ratings of change
- ❖ Shared with consumers, tangata whaiora

www.tepou.co.nz

Te Pou
o Te Whakaaro Nui

Mandated outcomes measures

- ❖ HoNOS
- ❖ HoNOSCA
- ❖ HoNOS65+
- ❖ Coming
 - HoNOS LD
 - HoNOS Secure

www.tepou.co.nz

Te Pou
o Te Whakaaro Nui

The HoNOS: 12 items (adult version)

1. Overactivity, aggression
2. Non-accidental self-injury
3. Problem drinking or drug-taking
4. Cognitive problems
5. Physical illness or disability problems
6. Problems associated with hallucinations or delusions
7. Problems with depressed mood
8. Other mental and behavioural problem
9. Problems with relationships
10. Problems with activities of daily living
11. Problems with living conditions
12. Problems with occupation and activities

www.tepou.co.nz

Te Pou
© Te Whānau Rau

HoNOS scoring

- Each item is scored:
 - 4 = severe problem to very severe
 - 3 = moderate problem
 - 2 = mild problem
 - 1 = sub-clinical problem
 - 0 = no problem

www.tepou.co.nz

Te Pou
© Te Whānau Rau

HoNOS - an example of scale structure

Scale 1. Overactive, aggressive, disruptive or agitated behaviour

Include such behaviour due to any cause, e.g. drugs, alcohol, dementia, psychosis, depression, etc.
Do not include bizarre behaviour rated at scale 6

- No problems of this kind during the period rated (**No problem**)
- Occasional irritability, quarrels, restlessness etc. but generally calm (**Sub-clinical**)
- Includes occasional aggressive gestures, pushing or pestering others; threats or verbal aggression; lesser damage to property (e.g. broken cup, window); marked overactivity or agitation (**Mild clinical problem**)
- Physically aggressive to others or animals (short of rating 4); persistently threatening manner, more serious overactivity or destruction of property (**Moderate clinical problem**)
- At least one serious physical attack on others or on animals; destructive of property (e.g. fire-setting); persistent serious intimidation or obscene behaviour (**Severe clinical problem**)

www.tepou.co.nz

Clients seen in the period with an Outcome Collection, by Setting, all DHBs, August - October 2010

Organisation	No. unique clients seen	No. clients with at least one outcome collection occasion	No. clients without a collection occasion	Percentage of clients seen with at least one outcome collection in the period
Community	39,731	17,800	23,018	44.8
Inpatient	2,935	1,965	1,034	67.0

Inclusions:
Unique clients = count of unique clients who had at least one activity in the reporting period.
Team Setting: Inpatient Team Setting = I. Community Team Setting = all others

Exclusions:
Activity Type Codes= T08, T32, T35, T37
Activity Setting Code = WR, PH or SM
Team Type = 03, 09, 10, 11, 17, 21, 23

Note 1: This current report identifies only whether a single collection has been recorded for a service user who has had an activity with the DHB. It does not indicate whether collections are completed at appropriate times or intervals. Tables 2 and 3 address the admission and discharge collections. Alcohol and Drug Teams are excluded from this report.

Note 2: Service users who have activity at more than one organisation within the reporting period will appear more than once in the report and in the NZ total figures.

Note 3: The information contained in this report has been derived from the PRIMHD database. While the Ministry of Health has taken all reasonable steps to ensure that the information contained within the report is accurate and complete, it accepts no liability or responsibility for the manner in which the information is subsequently used or relied on.

Source: Extracted 8 February 2011 from PRIMHD by Ministry of Health, formatted by Te Pou.

SOLID FOUNDATIONS SUSTAIN GROWTH. BUILD.

Te Pou
© Te Whānau Rau

Number of HoNOS collections, by Ethnicity, Midland 1 January 2010 to 31 December 2010

		European	Maori	Other	Total
Inpatient	Alcohol and Drug Team	2	0	0	2
	Forensic Team	6	29	4	39
	Inpatient Team	1,648	1,163	138	2,949
	Psychogeriatric Team	3	1	0	4
	Residential Team	14	5	2	21
	Total	1,673	1,198	144	3,015
Community	Alcohol and Drug Team	198	69	12	279
	Child, Adolescent and Family Team	45	18	0	63
	Community Team	4,929	1,636	343	6,908
	Eating Disorder Team	10	1	0	11
	Forensic Team	184	305	43	532
	Intellectual Disability Dual Diagnosis Team	2	0	0	2
	Kaupapa Maori Team	24	291	14	329
	Maternal Mental Health Team	591	97	32	720
	Needs Assessment and Service Coordination Team	6	0	0	6
	Psychogeriatric Team	67	25	1	93
	Refugee Team	0	0	20	20
	Residential Team	5	9	1	15
	Total	6,061	2,451	466	8,978

Source: PRIMHD Extract from Ministry of Health, 28 February 2011.

SOLID FOUNDATIONS SUSTAIN GROWTH. BUILD.

Te Pou
© Te Whānau Rau

Percentage of collections with a clinically significant item at admission by ethnicity, inpatient HoNOS, Midland, 1 January 2010 - 31 December 2010

Note 1: If any item has a score of 2 or more then it is clinically significant.
Note 2: This report is not casemix adjusted.

Source: PRIMHD Extract from Ministry of Health, 28 February 2011.

Te Pou
© Te Whānau Rau

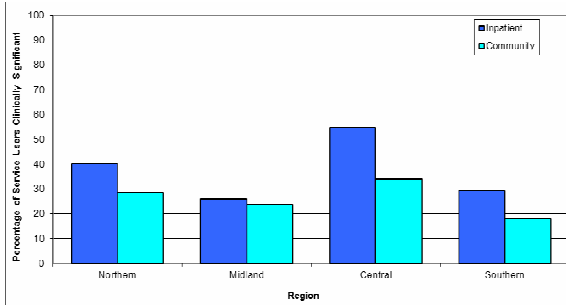
Percentage of collections with a clinically significant item at admission by ethnicity, community HoNOS, Midland, 1 January 2010 - 31 December 2010

Note 1: If any item has a score of 2 or more then it is clinically significant.
Note 2: This report is not casemix adjusted.

Source: PRIMHD Extract from Ministry of Health, 28 February 2011.

Te Pou
© Te Whānau Rau

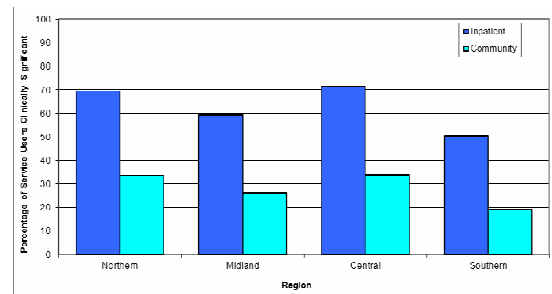
Percentage of collections with a clinically significant item of problems with activities of daily living at admission for Maori, by setting and region, HoNOS, 1 January 2010 - 31 December 2010



Note 1: If any item has a score of 2 or more then it is clinically significant.
 Note 2: This report is not casemix adjusted.
 Source: PRIMHD Extract from Ministry of Health, 28 February 2011.



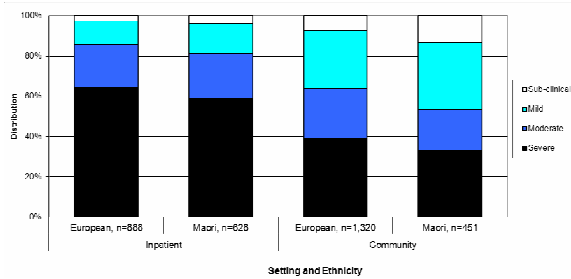
Percentage of collections with a clinically significant item of problems associated with hallucinations and delusions at admission for Maori, by setting and region, HoNOS, 1 January 2010 - 31 December 2010



Note 1: If any item has a score of 2 or more then it is clinically significant.
 Note 2: This report is not casemix adjusted.
 Source: PRIMHD Extract from Ministry of Health, 28 February 2011.



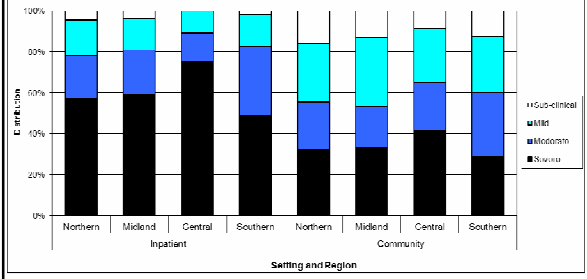
Distribution of index of severity at admission, by ethnicity and setting, HoNOS, Midland, 1 January 2010 - 31 December 2010



Note 1: Index of Severity Key: Sub-clinical = All items rated <2; Mid = A least one item=1 and all items<3; Moderate = At least one item >=3; Severe = At least two items >=3.
 Note 2: For HoNOS/HoNOS65+, Index of Severity includes only items 1-10.
 Note 3: This report is not casemix adjusted.
 Source: PRIMHD Extract from Ministry of Health, 28 February 2011.



Distribution of index of severity at admission for Maori, by setting and region, HoNOS, 1 January 2010 - 31 December 2010



Note 1: Index of Severity Key: Sub-clinical = All items rated <2; Mid = A least one item=1 and all items<3; Moderate = At least one item >=3; Severe = At least two items >=3.
 Note 2: For HoNOS/HoNOS65+, Index of Severity includes only items 1-10.
 Note 3: This report is not casemix adjusted.
 Source: PRIMHD Extract from Ministry of Health, 28 February 2011.



Te Pou
a Te Whakauri Rau

Te Pou

- ❖ check out <http://www.tepou.co.nz/page/402-amhoc-2010> for video highlights of Australasian Mental Health Outcomes Conference 18-19 November 2010 and
- ❖ sign up for the new *Outcomes matter* newsletter



[Sign up to Outcomes Matter](#)

www.tepou.co.nz